



THE SSC CONTROLS COMPANY

THE FOOT SWITCH EXPERTS®

Product Information Sheet

B-Series Light-Duty Foot Switch

The B-Series foot switches offer reliable switching in a compact steel housing that is designed to minimize the unit's footprint, yet still withstand the ruggedness of tough applications.

Design features:

- Compact size and weight allows use in the tightest of spots.
- Durable steel housing provides toughness and long life.
- Available either pre-wired or user-installed wiring.
- B800 and B900 models have traction pad.
- B850 and B950 models have two mounting holes to secure to floor or equipment.
- Ideal for industrial, home, shop, office, or medical environments.



Quality features:

- Quality system certified to ISO 9001 requirements.
- Includes a 1-year warranty on parts and labor.
- Made in USA of imported and domestic components.



Model B800-1501 shown on left and B850-1502 on right.

Dimensions, exterior (L x W x H): 3.0" x 2.6" x 1.2"

Weight: .50 pounds (without cable)

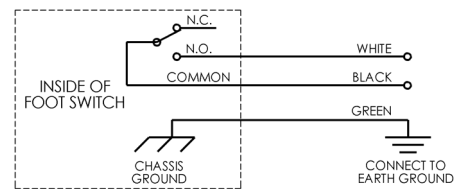
Finish: powder paint

Enclosure rating: NEMA Type 1; IP-21



Models with Plug: Plug into any standard US wall outlet, then plug your device into back end of plug.

Models with Leads: Wiring shown in "off" position.



Model	Electrical Rating*	Mounting	Cable
B800-1501	15 A, ½ HP, 125 VAC; .1 A, 125 VDC	traction pad	8-ft cable with plug for wall outlet
B800-1502	15 A, ½ HP, 125/250 VAC; .1A, 125VDC	traction pad	8-ft cable with leads
B850-1501	15 A, ½ HP, 125 VAC; .1 A, 125 VDC	2-hole mounting plate	8-ft cable with plug for wall outlet
B850-1502	15 A, ½ HP, 125/250 VAC; .1A, 125VDC	2-hole mounting plate	8-ft cable with leads
B900	20 A, 125/250 VAC; 1 HP, 125 VAC; 2 HP, 250 VAC	traction pad	none (has screw terminals)
B950	same as above	2-hole mounting plate	none (has screw terminals)

*All switches have SPDT circuits except as noted. Units with cables are wired Normally Open (N.O.) and have momentary action – press and hold to turn on, release your foot to turn off (like a car horn).



Warning: To avoid personal injury, do not use foot switches on machinery lacking effective point-of-operation safeguards. Disconnect input power before installation or maintenance.

The SSC Controls Company
8909 East Avenue Mentor, Ohio 44060
Phone: 440 205-1600 Fax: 440 205-1700



THE SSC CONTROLS COMPANY

B-SERIES INSTALLATION INSTRUCTIONS

B800-Series Installation Instructions (comes pre-wired with cable)

- **Models with Plug:** Plug into any standard US 3-pronged wall outlet, then plug your device into the back end of the foot switch's piggyback plug, and the foot switch will now be in line with the device.
- **Models with Leads:** See wiring diagram on opposite side.

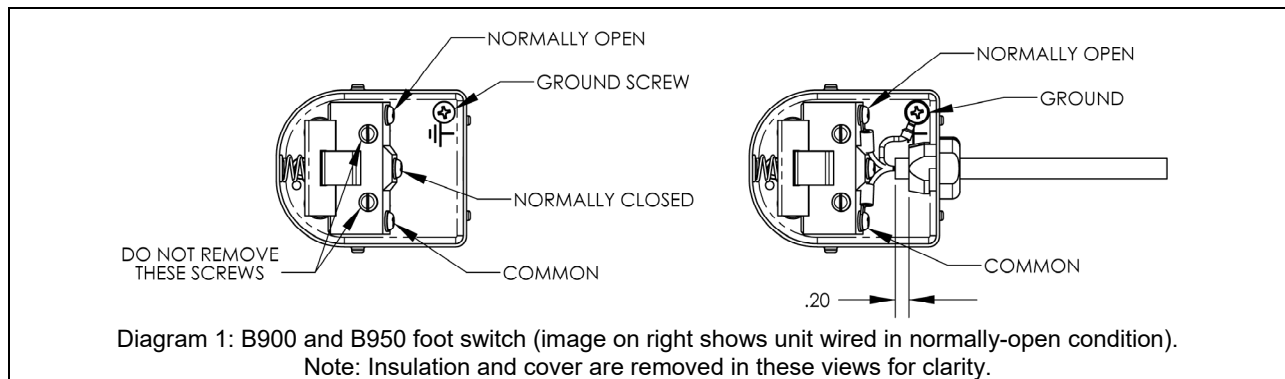
B900-Series Installation Instructions (user-installed wiring)

Only a qualified personnel should install this foot switch, including proper grounding and installation per local and national electrical codes. Attach incoming cable as follows:


- 1) Use #6 insulated spade terminals to attach wire leads to the switch's screw terminals. Loosen the screw terminals and then slide the spade terminals under screw heads, and re-tighten. Note: Do not remove the screw terminals from the switch, as they may be difficult to re-install.
- 2) Use a #8 ring terminal to attach green ground lead to the chassis (case) ground.
- 3) All wiring must be sized for the current and electrical requirements of the circuit.

Additional assembly notes:

- 1) Tighten hinge screws firmly (14 to 16 in-lbs) when re-assembling cover to base.
- 2) The B-Series foot switches use a Heyco plastic strain relief that must be applied to the cable and properly inserted into the entry hole in the base before use.
- 3) The cable jacket should extend .10" to .20" beyond the end of the strain relief, as shown below.
- 4) Do not allow wires of incoming cable to press into the switch terminals. Route wiring so there is free movement of leads.



Installation and Maintenance Warning

 DANGER / PELIGRO / DANGER		
HAZARDOUS VOLTAGE Disconnect power before performing any work on this device. Failure to follow this instruction can result in death or serious injury.	TENSION PELIGROSA Desenergice el equipo antes de realizar cualquier trabajo en él. El incumplimiento de esta precaución podrá causar la muerte o lesiones serias.	TENSION DANGEREUSE Coupez toute alimentation avant travailler sur cet appareil. Si cette précaution n'est pas respectée, cela entraînera la mort des blessures graves.

Storage and Review of this Notice

This notice should be stored at the point of use of the foot switch and reviewed by each user prior to use. If you have any questions, if any of the above is unclear, or if you would like to request additional copies of this document, please contact The SSC Controls Company.

The SSC Controls Company
 8909 East Avenue Mentor, Ohio 44060
 Phone: 440 205-1600 Fax: 440 205-1700