







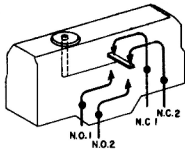


THE SSC CONTROLS COMPANY

THE FOOT SWITCH EXPERTS®

Product Information Sheet

G-Series Foot Switches – Options

Below are some common options available for the G-Series foot switches. Other options may be available, including customization for OEM applications. Contact us with your requirements.

Option	Description	Image
Dual Base (DG500)	The DG500 Dual Base connects any two G-Series foot switches onto a single base platform. Includes a handle (not shown), bumper feet, and optional mounting holes for bolt-down.	
Dual Base (DG500 with -OC option)	Same as above, but with “open cover,” meaning there is no center divider between the two foot switches. Note: This option is not UL marked. Also comes with optional handle.	
-GT Front Gate	The front gate provides an additional measure of safety. The user must first lift the gate before operating the foot switch. Add "-GT" to the end of any G-Series model number. (Not available on G2 Guard.)	
-G2 Oversized Guard	Adds an 8" x 8" oversized guard to the G-Series foot switches, instead of the standard guard. Crafted of 3/16" aluminum, this guard will not corrode or break and fits any large protected or padded boots. Note: This option is not UL marked. Add "-G2" to the end of any G-Series model number.	
-DB Option (Double-Break Switches)	Double break contacts open and close at two point, enabling the switch to have improved performance and life in some DC circuits. Rated 15 A, 125/250 VAC; 1 A, 125 VDC; 0.5 A, 250 VDC. (Not available on G504.)	
-HA Handle	The handle includes a ball knob that makes it easy to lift or move the unit around without having to bend down. Note: This option is not UL marked. Add "-HA" to the end of any G-Series model. (Not available on G700.)	
Cable Clamp	-C1 Clamp: Fits .25" to .38" OD cable. -C2 Clamp: Fits .38" to .50" OD cable. -C3 Clamp: Fits .50" to .63" OD cable.	

The SSC Controls Company
8909 East Avenue Mentor, Ohio 44060
Phone: 440 205-1600 Fax: 440 205-1700