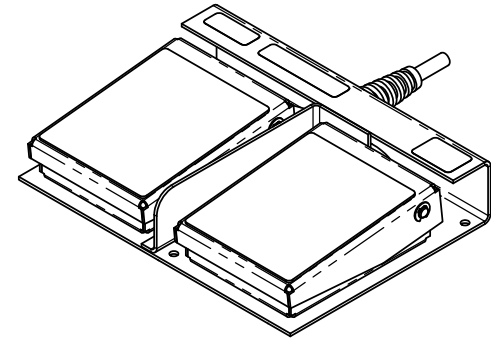
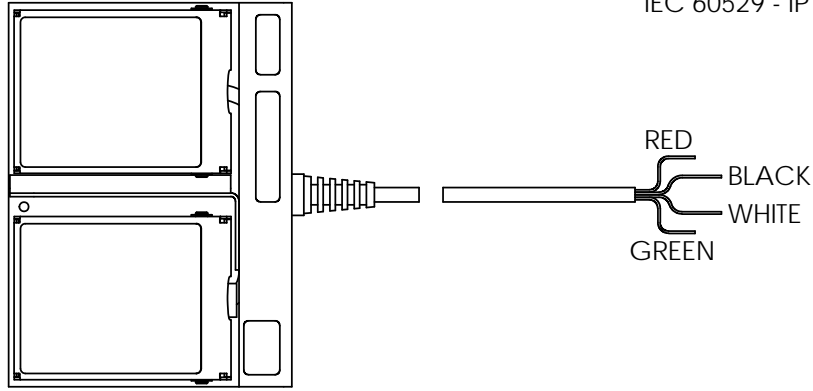


THE INFORMATION CONTAINED IN THIS DRAWING IS THE SOLE PROPERTY OF THE SSC CONTROLS COMPANY AND IS NOT TO BE USED, REPRODUCED, OR DISCLOSED WITHOUT THE EXPRESS WRITTEN PERMISSION OF THE SSC CONTROLS COMPANY.

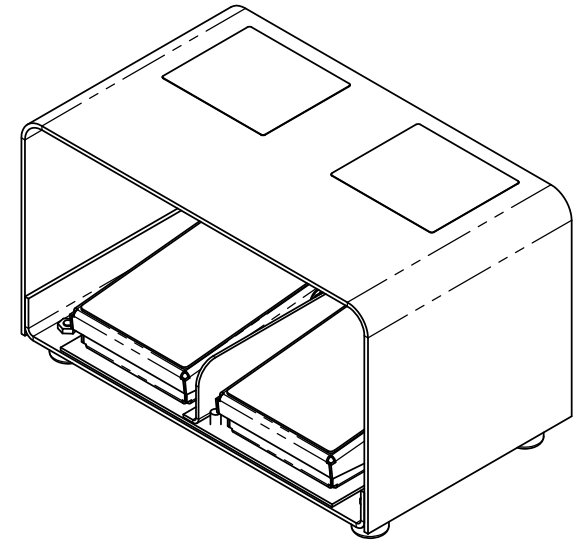
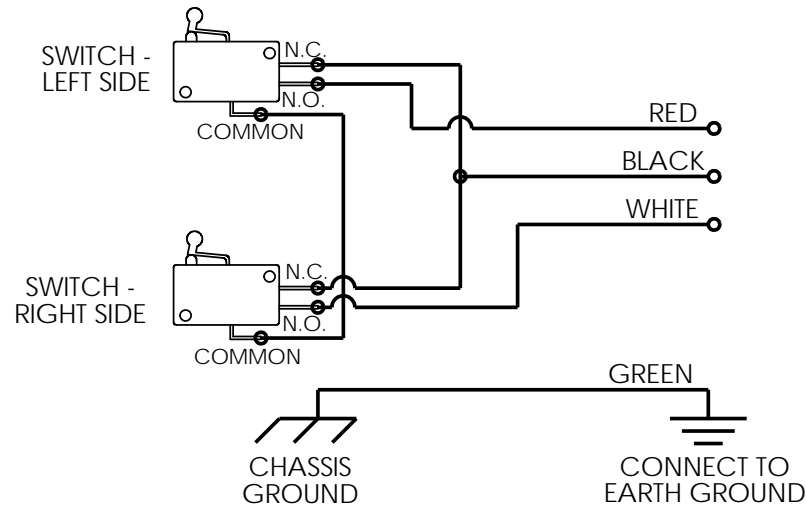
ELECTRICAL RATING:
13 AMPS @ 125/250 VAC

ENCLOSURE RATING:
IEC 60529 - IP 21

FRONT OF UNIT
(FACING USER)



DS100



DS100-DG

NOTES:
LEFT SWITCH = RED & BLACK LEADS
RIGHT SWITCH = WHITE & BLACK LEADS
CHASIS GROUND = GREEN LEAD

UNIT IS WIRED SO BOTH SWITCHES
CANNOT BE OPERATED AT THE SAME TIME
(NEITHER SWITCH WILL WORK IF BOTH ARE PRESSED)

The SSC Controls Company

8909 EAST AVENUE
MENTOR, OHIO, USA 44060

UNLESS OTHERWISE SPECIFIED,
DIMENSIONS ARE IN INCHES
AND TOLERANCES ARE AS FOLLOWS:

FOR 2 DECIMAL PLACES: $\pm .02$
FOR 3 DECIMAL PLACES: $\pm .002$
FOR ANGLES: $\pm .5$ OF A DEGREE

DRAWING INFORMATION

DRAWN BY: N/A

CHECKED BY: N/A

DATE: 7/15/05

SCALE: NONE

DRAWING NAME:

**DS100 AND DS100-DG
WIRING DIAGRAM**

DRAWING NUMBER:

N/A