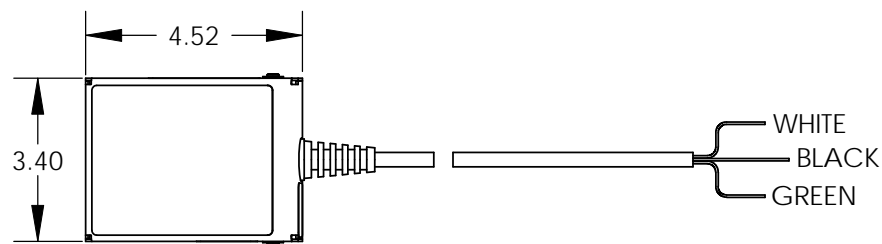


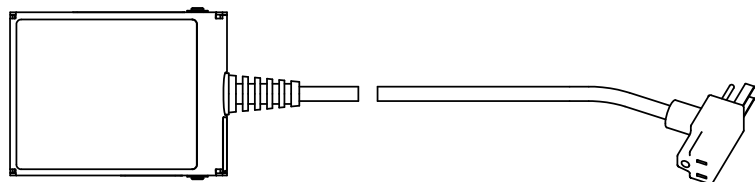
THE INFORMATION CONTAINED IN THIS DRAWING IS THE SOLE PROPERTY OF THE SSC CONTROLS COMPANY AND IS NOT TO BE USED, REPRODUCED, OR DISCLOSED WITHOUT THE EXPRESS WRITTEN PERMISSION OF THE SSC CONTROLS COMPANY.



(S100 MODEL IS SHOWN)

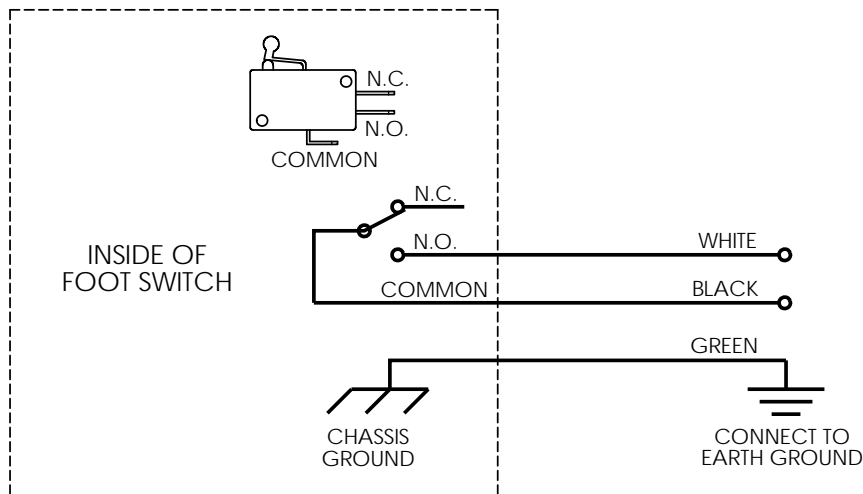
MODELS WITH LEADS -- ELECTRICAL RATING:

10 AMPS @ 125/250 VAC (S100-1002, S400-1002, S420-1002)
 15 AMPS @ 125/250 VAC (S100-1502, S400-1502, S420-1502, E1502)



MODELS WITH 3-PRONGED PLUG -- ELECTRICAL RATING:

10 AMPS @ 125 VAC (S100-1001, S400-1001, S420-1001)
 15 AMPS @ 125 VAC (S100-1501, S400-1501, S420-1501, E1501)



WARNING: CONSULT A CERTIFIED ELECTRICIAN TO DETERMINE AMPERAGE, VOLTAGE, AND OTHER REQUIREMENTS FOR YOUR APPLICATION. ONLY A CERTIFIED ELECTRICIAN SHOULD INSTALL THE FOOT SWITCH. FOLLOW ALL LOCAL AND NATIONAL ELECTRICAL AND SAFETY REGULATIONS WHEN INSTALLING OR USING ANY FOOT SWITCH.

SHOWN IN "AT-REST" (OFF) POSITION -- SWITCH IS OFF UNTIL PEDAL IS PRESSED

The SSC Controls Company

8909 EAST AVENUE
 MENTOR, OHIO, USA 44060

UNLESS OTHERWISE SPECIFIED, DIMENSIONS ARE IN INCHES AND TOLERANCES ARE AS FOLLOWS: FOR 2 DECIMAL PLACES: ± .02 FOR 3 DECIMAL PLACES: ± .002 FOR ANGLES: ± .5 OF A DEGREE	DRAWING INFORMATION		DRAWING NAME:
	DRAWN BY:	N/A	S-SERIES FOOT SWITCH WIRING DIAGRAM
	CHECKED BY:	N/A	
	DATE:	7/15/05	DRAWING NUMBER:
SCALE:	NONE		